


TABLE

Games

Assembly instructions



Halex

TM

50806

PLEASE DO NOT RETURN THIS ITEM TO THE STORE!

Should you have a defect or parts issue, please refer to the warranty instructions listed below and contact Regent Sports at our toll free number!!

LIMITED 90 DAY WARRANTY

This Halex product is warranted to be free from defects in workmanship or materials at the time of purchase for a period of 90 (ninety) days. Certain restrictions apply (see below).

Should any evidence of defects appear within the limited warranty period after the date of purchase, Regent Sports will either send replacement parts or advise of another course of action. A list of replaceable parts can be found on the parts order form page of this manual. Parts not listed on this order form are not replaceable. **Table tops, playing surfaces, and main frames are not replaceable.** This warranty covers normal consumer use and does not cover failures, which result from alterations, accidents, misuse, abuse, or neglect.

For prompt warranty service and special offers, please register your Halex product at our customer service center by visiting our website at: www.regent-halex.com. Enter the following unique registration number followed by the item number of your table found on the cover of this manual: 1ZAK7 _____. You must register your product within 30 days of purchase to be eligible for warranty service. Please make sure to visit our website to order additional parts not covered under the warranty, as well as on-line instruction manuals and new product information. You may also order parts by calling our automated voice recognition system (877) 516-8707.

A purchase receipt or other proof of date of purchase will be required before warranty service is performed. Requests for warranty service can be provided by e-mailing the customer service department at cstables@regent-halex.com or by calling customer service at:

877-516-9707 (Toll Free)

10:00 AM to 6:00 PM, EST. (Dec. through Jan.)

10:00 AM to 5:00 PM, EST. (Feb. through Nov.)

Or send request in writing to:

**Regent Sports Corporation
45 Ranick Road
Hauppauge, NY 11788
Attn: Halex Customer Service**

This warranty gives you specific legal rights and you may have other rights that vary from state to state.

50806 PARTS LIST





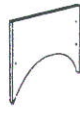

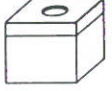






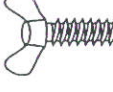
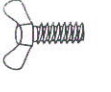




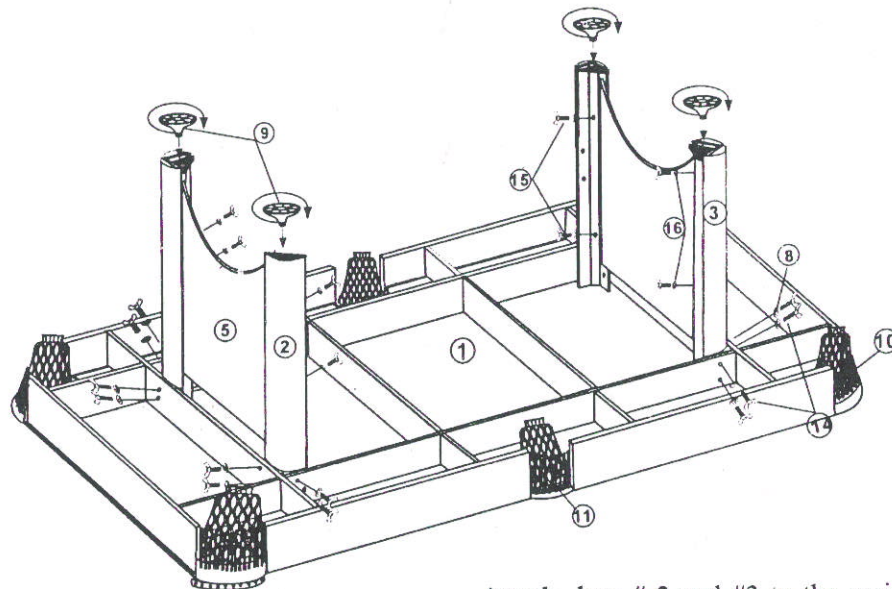
#1  CABINET ASSEMBLY 1EA	#2  LEFT LEG 2EA	#3  RIGHT LEG 2EA	#4  LEG SIDE BRACE 2EA	#5  LEG END PANEL 2EA
#6  TRIANGLE 1EA	#7  CHALK 2EA	#8  22MM WASHER 16EA	#9  LEG LEVELER 4EA	#10 (PRE-INSTALLED)  CORNER POCKET 4EA
#11 (PRE-INSTALLED)  SIDE POCKET 2EA	#12  BILLIARD BALL 1SET	#13  BILLIARD CUE 2EA	#14  8X30MM WING BOLT 16SET	#15  4X21MM WING BOLT 16SET
#16  16MM WASHER 16EA	#17  TRANGLE HANGER 1EA	#18  CUE RACK 2EA	#19  NAME PLATE 2EA	

FIG. 1



Attach legs # 2 and #3 to the main frame of the table using wing bolts #14 and washers #8. Next attach end panels#5 to each leg assembly using wing bolts # 15 and washers # 16. Finally screw in leg levelers # 9 into each leg.

Attach leg side brace #4 to each set of legs using wing bolts #15 and washers #16.

FIG. 2

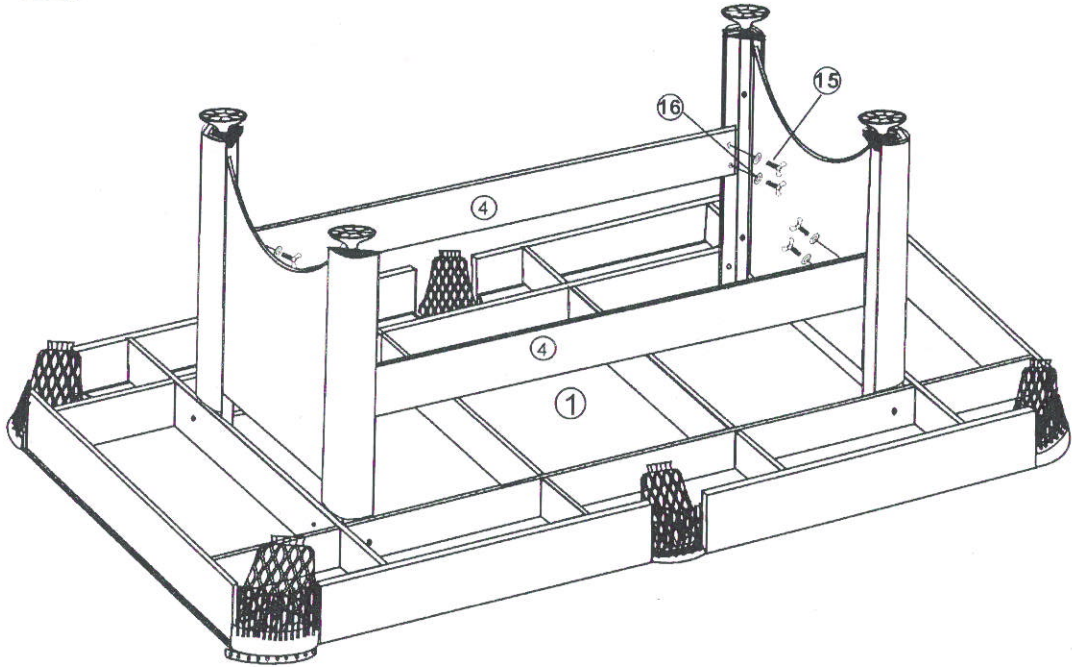
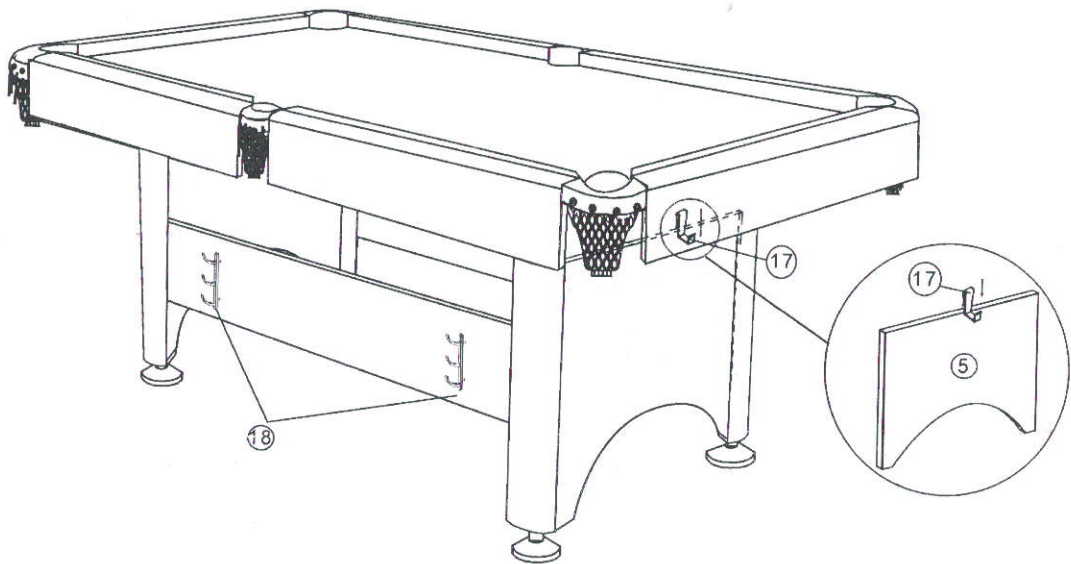


FIG. 3



With the help of another adult flip table over to playing position.
Next attach cue hangers #18 and triangle hanger #17. Please see
diagram for proper placement.

PARTS ORDER FORM

If for some reason you are missing any assembly parts for your Halex game table, please call the Regent Sports Customer Service line at (877) 516-9707 (toll free) between the hours of 10:00am and 5:00 pm EST or go online at www.regent-halex.com for parts ordering. Please refer to the REGENT SPORTS LIMITED WARRANTY concerning missing and defective parts.

Parts also may be ordered by filling out the form below. Please fill in all the information and return to:

REGENT SPORTS CORP.
45 RANICK ROAD
HAUPPAUGE, NEW YORK, 11788
ATTN: CUSTOMER SERVICE

REGENT SPORTS CORP. requires that all orders for replacement parts must be paid by check, money order, VISA, or MC. Cash is not accepted. Please make all checks or money orders payable to REGENT SPORTS CORP. *Please note all prices include shipping and handling.*

Name of Purchaser: _____
Address: _____
City: _____
State: _____ Zip Code: _____
Phone: _____

Part #	Description	Quantity	Price	Total Cost
196-50806-02	LEFT LEG	2	\$10.00 EACH	
196-50806-03	RIGHT LEG	2	\$10.00 EACH	
196-50806-04	LEG SIDE BRACE	2	\$10.00 EACH	
196-50806-05	LEG END PANEL	2	\$10.00 EACH	
196-50806-06	TRIANGLE	1	\$5.00 EACH	
196-50806-07	CHALK	2	\$2.00 EACH	
196-50806-08	22MM WASHER	16	\$1.00 EACH	
196-50806-09	LEG LEVELER	4	\$5.00 EACH	
196-50806-10	CORNER POCKET	4	\$10.00 EACH	
196-50806-11	SIDE POCKET	2	\$10.00 EACH	
196-50806-12	BILLARD BALLS	1 SET	\$15.00 SET	
196-50806-13	BILLARD CUE	2	\$10.00 EACH	
196-50806-14	8X30MM WINGBOLT	16	\$1.00 EACH	
196-50806-15	4X21MM WINGBOLT	16	\$1.00 EACH	
196-50806-16	16MM WASHER	16	\$1.00 EACH	
196-50806-17	TRIANGLE HANGER	1	\$2.00 EACH	
196-50806-18	CUE RACK	2	\$5.00 EACH	

Also be sure to check out our web site at:

www.regent-halex.com

• Parts Ordering • Owners Manual • Product Information



© 2006
Regent Sports Corporation
Hauppauge, New York

